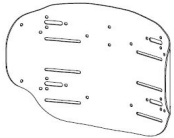


Account Information:

Date: _____

Account #:	_____	PO#	_____
Name:	_____	Ship To:	_____
Address:	_____	Address:	_____
City:	_____	City:	_____
Province:	_____	Province:	_____
Postal:	_____	Postal:	_____
Phone:	_____	Phone:	_____
Fax:	_____	Fax:	_____
Comment:	_____		

Low Back Style (LBS)

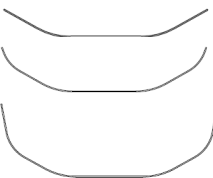
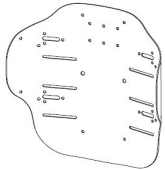


- No Lateral (LBSNL)
- Basic Lateral (LBSBL)

List	ADP CODE
\$625.00	SEBFM3010
\$700.00	SEBFM3035

Model	Description	Qty	Model	Description	Qty
1410	Lunar Back - 14W x 10H (Non Stock)	_____	1810	Lunar Back - 18W x 10H (Stock)	_____
1412	Lunar Back - 14W x 12H (Non Stock)	_____	1812	Lunar Back - 18W x 12H (Stock)	_____
1610	Lunar Back - 16W x 10H (Stock)	_____	2012	Lunar Back - 20W x 12H (Stock)	_____
1612	Lunar Back - 16W x 12H (Stock)	_____			

Mid Back Style (MBS)

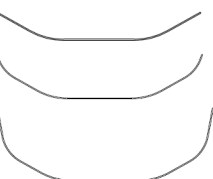
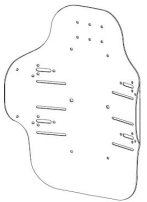


- No Lateral (MBSNL)
- Basic Lateral (MBSBL)
- Ultra Lateral (MBSUL)

\$710.00	SEBFM3015
\$770.00	SEBFM3030
\$830.00	SEBFM3045

Model	Description	Qty	Model	Description	Qty
1414	Lunar Back - 14W x 14H (Non Stock)	_____	1814	Lunar Back - 18W x 14H (Stock)	_____
1416	Lunar Back - 14W x 16H (Non Stock)	_____	1816	Lunar Back - 18W x 16H (Stock)	_____
1418	Lunar Back - 14W x 18H (Non Stock)	_____	1818	Lunar Back - 18W x 18H (Stock)	_____
1614	Lunar Back - 16W x 14H (Stock)	_____	2014	Lunar Back -20W x 14H (Stock)	_____
1616	Lunar Back - 16W x 16H (Stock)	_____	2016	Lunar Back -20W x 16H (Stock)	_____
1618	Lunar Back - 16W x 18H (Stock)	_____	2018	Lunar Back -20W x 18H (Stock)	_____

Full Back Style (FBS)



- No Lateral (FBSNL)
- Basic Lateral (FBSBL)
- Ultra Lateral (FBSUL)

\$735.00	SEBFM3020
\$795.00	SEBFM3040
\$855.00	SEBFM3050

Model	Description	Qty	Model	Description	Qty
1620	Lunar Back - 16W x 20H (Stock)	_____	2020	Lunar Back - 20W x 20H (Stock)	_____
1622	Lunar Back - 16W x 22H (Stock)	_____	2022	Lunar Back -20W x 22H (Stock)	_____
1820	Lunar Back - 18W x 20H (Stock)	_____	2024	Lunar Back -20W x 24H (Stock)	_____
1822	Lunar Back - 18W x 22H (Stock)	_____	2222	Lunar Back -22W x 22H (Non Stock)	_____
1824	Lunar Back - 18W x 24H (Stock)	_____	2224	Lunar Back -22W x 24H (Non Stock)	_____

ASSEMBLY OPTIONS

- LUNARACCON SHIP ACCESSORIES MOUNTED ONTO BACK
- LUNARACCOFF SHIP ACCESSORIES OFF BACK

UPHOLSTERY COVER COLOR SELECTION

- BLACK NAVY BLUE BURGUNDY
- DARK GREEN ROYAL BLUE

CUSTOM (SHIPS WITHIN 7 BUSINESS DAYS)

LUNARCUS QTY _____ \$950.00

WIDTH _____ WIDTH _____ WIDTH _____

HEIGHT _____ HEIGHT _____ HEIGHT _____

Notes

1) headrest not available with Low Back Style



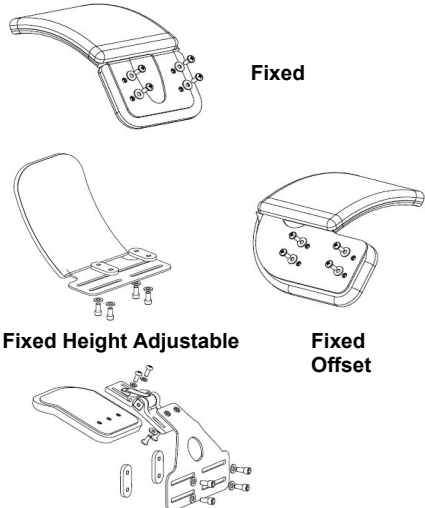
LUNAR BACK ACCESSORIES

BACK POSITIONING SYSTEM

LUNAR Back accessories are optional. All accessories can be factory mounted on a LUNAR Back.

LATERAL SUPPORTS

Model	Description	List\$	Qty
FIXED			
<input type="checkbox"/> LULAT5X6F	5" HIGH X 6" LONG LATERAL PAD (ea)	\$115	_____
FIXED HEIGHT ADJUSTABLE			
<input type="checkbox"/> LULAT5X6FA	5" HIGH X 6" LONG LATERAL PAD (ea)	\$165	_____
FIXED OFFSET			
<input type="checkbox"/> LULAT5X6FOL	5" HIGH X 6" LONG LATERAL PAD-LEFT	\$140	_____
<input type="checkbox"/> LULAT5X6FOR	5" HIGH X 6" LONG LATERAL PAD-RIGHT	\$140	_____
ADJUSTABLE SWINGAWAY			
<input type="checkbox"/> LULAT4X4S	4" HIGH X 4" LONG LATERAL PAD (ea)	\$280	_____
<input type="checkbox"/> LULAT4X5S	4" HIGH X 5" LONG LATERAL PAD (ea)	\$280	_____
<input type="checkbox"/> LULAT4X6S	4" HIGH X 6" LONG LATERAL PAD (ea)	\$280	_____
<input type="checkbox"/> LULAT6X4S	6" HIGH X 4" LONG LATERAL PAD (ea)	\$280	_____
<input type="checkbox"/> LULAT6X5S	6" HIGH X 5" LONG LATERAL PAD (ea)	\$280	_____
<input type="checkbox"/> LULAT6X6S	6" HIGH X 6" LONG LATERAL PAD (ea)	\$280	_____



SPINE ALIGN POSITIONING COMPONENTS

LUNAR Back Low Back Style shells come standard with a Small Lumbar foam.
 LUNAR Back Mid Back Style and Full Back Style shells come standard with a Small and Large Lumbar foam.

SMALL LUMBAR

<input type="checkbox"/> LUSMLUM14	14" WIDE SHELL SM LUMBAR FOAM	\$38	_____
<input type="checkbox"/> LUSMLUM16	16" WIDE SHELL SM LUMBAR FOAM	\$38	_____
<input type="checkbox"/> LUSMLUM18	18" WIDE SHELL SM LUMBAR FOAM	\$38	_____
<input type="checkbox"/> LUSMLUM20	20" WIDE SHELL SM LUMBAR FOAM	\$38	_____

LARGE LUMBAR

<input type="checkbox"/> LULGLUM14	14" WIDE SHELL LG LUMBAR FOAM	\$40	_____
<input type="checkbox"/> LULGLUM16	16" WIDE SHELL LG LUMBAR FOAM	\$40	_____
<input type="checkbox"/> LULGLUM18	18" WIDE SHELL LG LUMBAR FOAM	\$40	_____
<input type="checkbox"/> LULGLUM20	20" WIDE SHELL LG LUMBAR FOAM	\$40	_____

WEDGE

<input type="checkbox"/> LUWE14	14" WIDE SHELL WEDGE FOAM	\$35	_____
<input type="checkbox"/> LUWE16	16" WIDE SHELL WEDGE FOAM	\$35	_____
<input type="checkbox"/> LUWE18	18" WIDE SHELL WEDGE FOAM	\$35	_____
<input type="checkbox"/> LUWE20	20" WIDE SHELL WEDGE FOAM	\$35	_____

OTHER SPINE ALIGN COMPONENTS

<input type="checkbox"/> LUSAC01	LATERAL SHIM FOAM	\$45	_____
<input type="checkbox"/> LUSAC02	FLAT SHIM FOAM	\$25	_____
<input type="checkbox"/> LUSAC03	CURVED SHIM FOAM	\$25	_____
<input type="checkbox"/> LUSAC04	LATERAL PELVIC FOAM	\$45	_____

HEADREST MOUNT

<input type="checkbox"/> UHRBA	UNIVERSAL HEADREST MOUNT KIT	\$61	_____
--------------------------------	------------------------------	------	-------

rev 1 - june 2010